


figured dimensions only to be used
refer any query to the office of origination

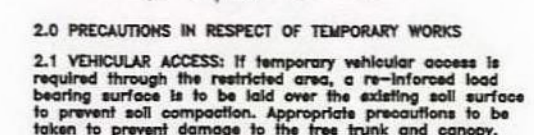
amendments and notes

REV (-) (Date) (Listed Amendments)



1.1 PRIOR TO COMMENCEMENT of any work what-so-ever, or any materials are brought onto site, existing trees to be retained are to be protected from damage by 1.2-1.5m high clef chestnut pole fencing or similar (to BS 7712 Part 4) securely fixed to a scaffold framework. This protective fence to be erected to the satisfaction of the supervising authority once the works are completed. Existing ground level is to be retained undisturbed within the protected area.

1.2 LOCATION OF PROTECTIVE FENCING: to be in accordance with Table 1.0. Protection of trees - minimum distances for protective fencing around trees: Class 1, 2.5, 4, or 5 as indicated on an approved tree protection drawings.



2.0 PRECAUTIONS IN RESPECT OF TEMPORARY WORKS

2.2 SCAFFOLDING WITHIN A PROTECT AREA: If it is essential for scaffolding to be erected within a protected area, protective fencing as detailed above is to be erected to provide just enough space for the scaffolding. Care is to be taken to avoid damage to tree trunk or branches. The ground between the protective fencing and the proposed building should be protected by scaffold boards laid on a geotextile membrane in accordance with BS 5837, Clause 6.3.2 Figure 6.0. If necessary sand should be laid on the membrane to level the ground.

3.0 ADDITIONAL PRECAUTIONS

3.1 Oil, bitumen, cement or other material likely to be injurious to a tree should not be stocked or discharged within 10m of a bole, and materials generally should NOT be stocked or discharged within 5m of a bole.

3.2 Concrete mixing should not be carried out within 10m of a tree.

3.3 Fires should not be lit within 20 metres of the tree canopy.


3.4 Trees are not to be used as anchorages for equipment, or for other purposes.


3.5 Notice boards, telephone cables, or other services should not be attached to any part of the tree.

3.6 Care is to be taken to prevent damage to the tree canopy when using cranes or similar equipment in close proximity to the tree.

3.7 Trees to be felled that are adjacent to, or that lie within a continuous canopy of trees to be retained should be section felled with particular care to avoid possible crown damage.

LEGEND:

 PROTECTIVE FENCING IN ACCORDANCE WITH RESERVATION



①

EXISTING SITE CONTOURS

132

14
PROPOSED CONTOURS

this drawing and the work it depicts are copyright and may not be reproduced except with written permission

client:
CLEEVE INVESTMENTS LTD

project:
APOLLO LAGOON
OLDBURY

drawing:
PROPOSED CONTOURS

status:
PLANNING

date: 04'04	drawn: TGW	number: 04-11-01
scale: 1:500	checked:	revision: (-)

Bea Limited

Landscape Design

132A The Westlands Compton Road Wolverhampton WV3 9QE
Tel: 01902 424950 Fax: 01902 422929 Email: info@bealandscape.co.uk